

WEIGHTS AND DIMENSIONS FOR AGRICULTURAL VEHICLES

RSA


DIMENSIONS

| TYPE OF AGRICULTURAL MACHINERY | Maximum Width | Maximum Length | Maximum Height |
|---|--------------------|----------------|----------------|
| AGRICULTURAL TRACTOR | 2.55m | 12m | 4.65m* |
| AGRICULTURAL TRAILER | 2.55m ¹ | 12m | |
| LARGE TRACTOR (I.E. UNLADEN WEIGHT EXCEEDING 7.25 TONNES) | 2.75m | 12m | |
| TRACTORS WITH FLOTATION TYRES OR DUAL WHEEL SYSTEMS | 3.50m | 12m | |
| FULLY MOUNTED EQUIPMENT AND INTERCHANGEABLE TOWED EQUIPMENT | 3.00m | 12m | |
| SELF-PROPELLED AGRICULTURAL MACHINERY | 3.50m ² | 12m | |
| AGRICULTURAL TRACTOR & TRAILER COMBINATION | 2.55m | 18.75 | |

**The 4.65m limit applies to all agricultural vehicles/combinations of vehicles except those transporting agricultural baled produce (i.e. hay, silage straw or other animal fodder) which has no height limit.*

WEIGHTS

Weight Limits - Agricultural Tractors



| Number of Axles | Axle Spacing | National Weight Limit |
|-----------------|--------------|-----------------------|
| 2 | N/A | 18 Tonnes |
| 3 | N/A | 24 Tonnes |

Note: Combinations of agricultural tractors and trailers, where either of them is unplatd are not allowed to tow more than three times the tractors unladen weight.

Weight limit - Rigid Drawbar (ie, Unbalanced) Tandem Axle Agricultural Trailers



| AXLE SPACING | NATIONAL WEIGHT LIMIT HOOK/PIN & EYE TYPE COUPLING | NATIONAL WEIGHT LIMIT 80mm BALL & SPOON TYPE COUPLING | TECHNICAL REQUIREMENTS |
|--------------------------|--|---|---|
| LESS THAN 1.3 Metres | 19 TONNES (8 Tonnes per axle & 3 on drawbar) | 20 TONNES (8 Tonnes per axle & 4 on drawbar) | NO SUSPENSION REQUIRED |
| 1.3 Metres or Greater | 21 TONNES (9 Tonnes per axle & 3 on drawbar) | 22 TONNES (9 Tonnes per axle & 4 on drawbar) | FLEXIBLE SUSPENSION REQUIRED |
| 1.3 Metres or Greater | 23 TONNES (10 Tonnes per axle & 3 on drawbar) | 24 TONNES (10 Tonnes per axle & 4 on drawbar) | FLEXIBLE SUSPENSION & FLOTATION TYRES (500mm wide) REQUIRED |
| 1.8 Metres or Greater | 23 TONNES (10 Tonnes per axle & 3 on drawbar) | 24 TONNES (10 Tonnes per axle & 4 on drawbar) | FLEXIBLE SUSPENSION & STEERING AXLE REQUIRED |

¹The 2.55 metre limit excludes the part of flotation tyres and mudguards protruding beyond the bodywork, up to a maximum of 100 millimetres on each side of the vehicle, and devices associated with hydraulic rear door opening mechanisms.

²Self-propelled agricultural machinery can be wider than 3.5 metres so long as when travelling on public roads it has an escort vehicle, flashing amber beacons and a "CAUTION - WIDE LOAD FOLLOWING" sign.

WEIGHTS AND DIMENSIONS FOR AGRICULTURAL VEHICLES

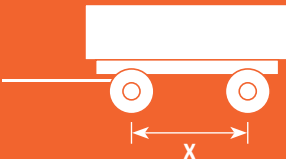
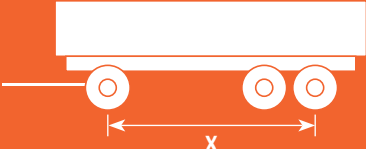
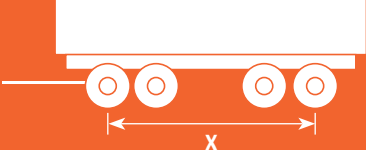
RSA

Weight limit - Rigid Drawbar (ie, Unbalanced) Tandem Axle Agricultural Trailers



| AXLE SPACING | NATIONAL WEIGHT LIMIT HOOK/PIN & EYE TYPE COUPLING | NATIONAL WEIGHT LIMIT 80mm BALL & SPOON TYPE COUPLING | TECHNICAL REQUIREMENTS |
|----------------------------------|--|---|--|
| LESS THAN 1.3 Metres | 24 TONNES (7 Tonnes per axle & 3 on drawbar) | 25 TONNES (7 Tonnes per axle & 4 on drawbar) | NO SUSPENSION REQUIRED |
| 1.3 Metres or Greater | 27 TONNES (8 Tonnes per axle & 3 on drawbar) | 28 TONNES (8 Tonnes per axle & 4 on drawbar) | FLEXIBLE SUSPENSION REQUIRED |
| 1.3 Metres or Greater | 30 TONNES (9 Tonnes per axle & 3 on drawbar) | 31 TONNES (9 Tonnes per axle & 4 on drawbar) | FLEXIBLE SUSPENSION & FLOTATION TYRES (500mm wide) REQUIRED |
| 1.8 Metres or Greater | 33 TONNES (10 Tonnes per axle & 3 on drawbar) | 34 TONNES (10 Tonnes per axle & 4 on drawbar) | FLEXIBLE SUSPENSION & FLOTATION TYRES (500mm wide) & STEERING AXLES (i.e. both Foremost & Rearmost Axles Required |

Weight limit - Drawbar/Centre Axle (i.e. Balanced) Agricultural Trailers

| DOUBLE AXLE  | AXLE SPACING (X) | NATIONAL WEIGHT LIMIT |
|--|---------------------------------------|---|
| | LESS THAN 3.0 Metres | 16 TONNES (8 Tonnes per axle) |
| | 3.0 Metres or Greater | 18 TONNES (9 Tonnes per axle) |
| TRIAXLE  | TONNES/METRE (X) 5.5 Tonnes | 25 TONNES |
| FOUR AXLE  | TONNES/METRE (X) 5 Tonnes | 30 TONNES |

This document is for general information only. It does not, and is not intended to, provide legal or technical advice or to represent a legal interpretation of the matters that it addresses.