



Vehicle Reflective Markings

ACCEPTABLE UN ECE
REGULATION 104 MARKINGS

Circular RSA VI 05-08

Údarás Um Shábháilteacht Ar Bhóithre
Road Safety Authority

Údarás Um Shábháilteacht Ar Bhóithre
Road Safety Authority


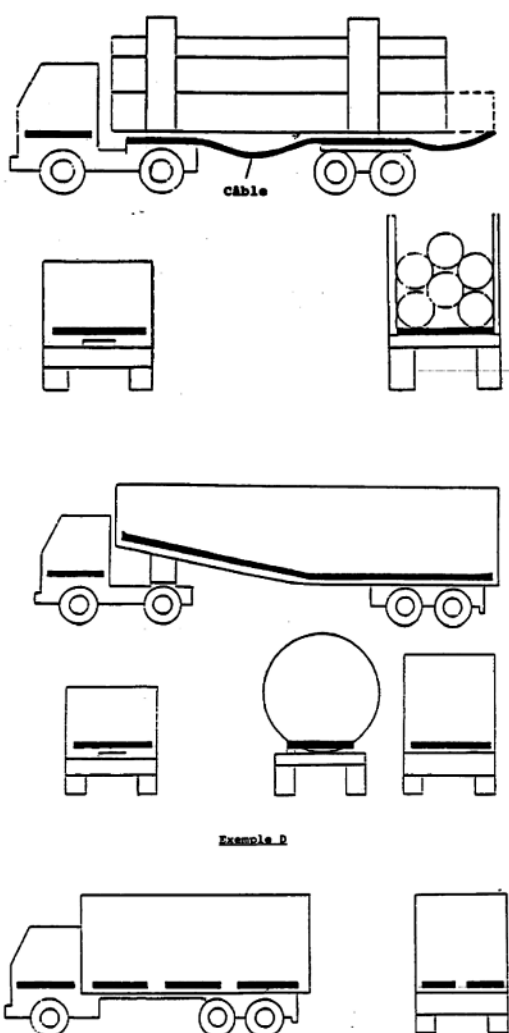
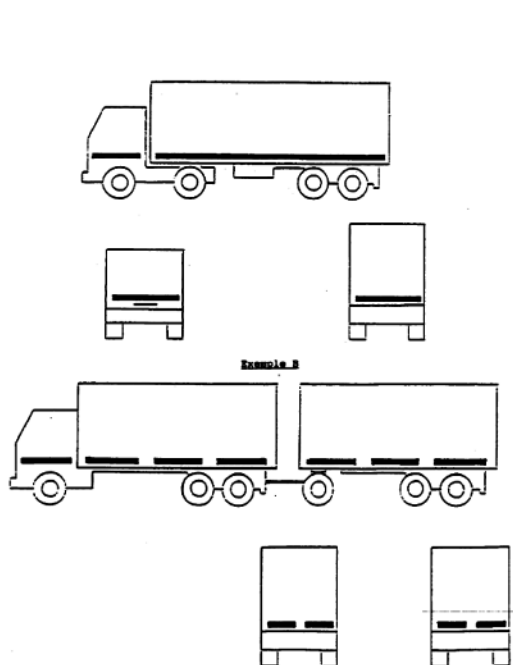
Teach Chluain Feartha, Stráid Bhríde, Baile Locha Riach, Co. na Gaillimhe.
Clonfert House, Bride Street, Loughrea, Co. Galway.

tel: (091) 872 600 fax: (091) 872 660
email: vt@rsa.ie website: www.rsa.ie

Circular RSA VI 05-08

4. EXAMPLES OF ACCEPTABLE RETRO-REFLECTIVE MARKINGS

*Diagrams from UN ECE 104, Addendum 103





Guidelines for the marking shape and mounting requirements

1. SIDE AND REAR MARKING WITH STRIPS

- 1.1. Retro-reflective marking materials installed on vehicles may be made up of an element or several elements preferably continuously, parallel or as close as possible parallel to the ground. The same rule applies for tractor units, semi-trailers and other vehicle combinations.

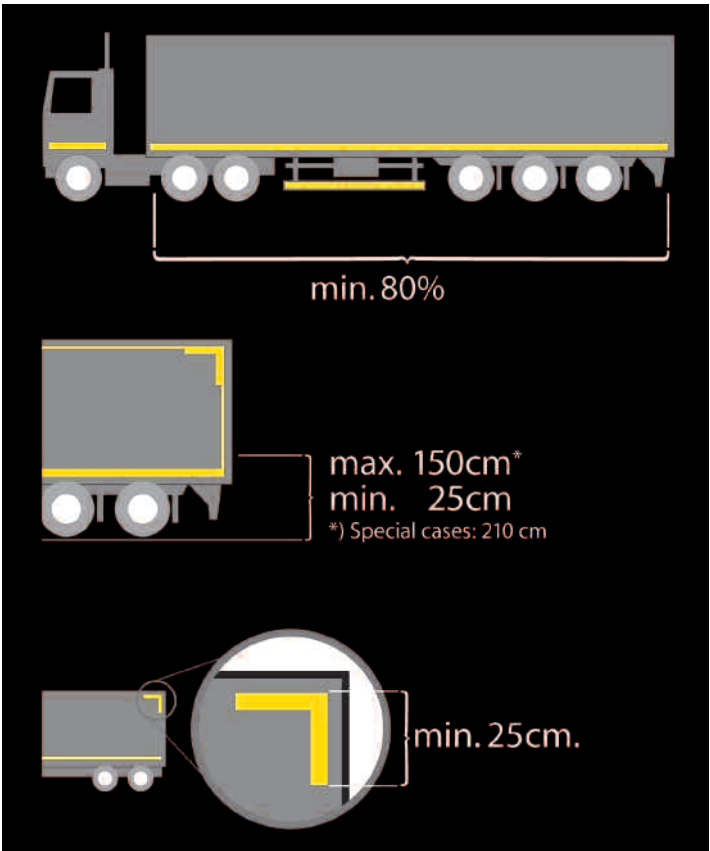
A combination of vehicles and trailers marked and unmarked in the sense of this Regulation is discouraged.
- 1.2. The mounting of the markings should identify as close as possible the entire length and width of the vehicle. “Entire” means at least 80 per cent of the length and/or width.

Specification of Marking Dimensions

1. SIDE AND REAR MARKING WITH STRIPS

- 1.1. General
The markings shall be made of strips of retro-reflective material.
- 1.2. Dimensions
 - 1.2.1. The width of a side and/or rear marking material shall be 50 mm +10/-0 mm (i.e. 50 - 60 mm).
 - 1.2.2. The minimum length of an element of a retro-reflective marking material shall be such that at least one approval mark is visible.

Note: Tape used for retro-reflective marking to UN ECE 104 must be type approved and carry E markings at least every 50 cm.



- 1.3. In case of non-continuous strips the distance between single elements should be as small as possible and should not exceed 50 per cent of the shortest element length.
- 1.4. Retro-reflective marking materials shall have a minimum height above the ground of at least 250 mm and a maximum height of 1,500 mm.

However, 2,100 mm may be accepted in cases where technical conditions forbid the compliance with the maximum value of 1,500 mm.

2. CONTOUR MARKING

- 2.1. The mounting of the contour markings should identify as close as possible the overall shape of the vehicle to the side and rear.
- 2.2. In case of non-continuous strips, the distance between single elements should be as small as possible and should not exceed 50 per cent of the shortest element length.
- 2.3. The lower part of the retro-reflective marking materials should have a minimum height above the ground of at least 250 mm and a maximum height of 1,500 mm

3. DISTINCTIVE MARKINGS AND GRAPHICS (ADVERTISING)

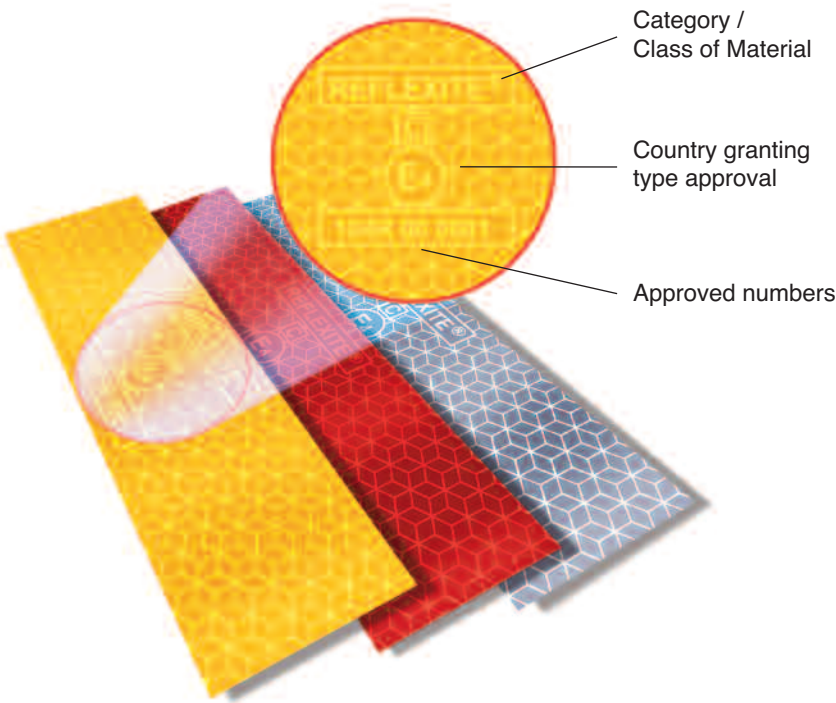
- 3.1. Retro-reflective distinctive markings and/or graphics should only be placed within the contour marking on the side of a vehicle, provided they do not impair the effectiveness of the contour marking and the mandatory lighting and light-signalling devices.

Compared to the contour marking, the distinctive markings and/or graphics should be decent as specified in paragraph 3.2. below.
- 3.2. The condition of “decent” is fulfilled if:
 - 3.2.1. The number of the letters/characters is less than 15;
 - 3.2.2. The height of the letters/characters is between 300 mm and 1,000 mm;
 - 3.2.3. The whole retro-reflective area is not larger than 2.0 m2;
 - 3.2.4. No long conceptions as e.g. addresses and phone numbers are used.

Colorimetric Specifications

- 1. Retro-reflective marking materials (class C) shall be white, yellow or red. Retro-reflective distinctive markings and/or graphics (classes D and E) may be of any colour.

Note: Irish-registered vehicles must have red markings at the rear of the vehicle and yellow or white markings on both sides of the vehicle.



* Images courtesy of Reflexite UK Ltd

1/ Nothing in this annex shall preclude the national authorities to impose requirements differing from these guidelines.