

# Intelligent Speed Assistance - A Policing Perspective

Superintendent Con O'Donohue  
Garda National Traffic Bureau



# Presentation

## Safety Camera Project

- How it operates
- Speed compliance
- Road safety outcome



## Intelligent Speed Assistance

- Future of speed enforcement
- Enforcement of other offences
- Collision Investigation
- Road safety etc.




# Safety Camera Project – How it operates

- Analysis of collision data
- Identification of collision clusters
- One suitable enforcement location within the zone
- AGS has responsibility for all scheduling
- Prioritisation on enforcement based on –
  - Collisions
  - Compliance



- Public informed of zones [www.garda.ie](http://www.garda.ie)
- [Direct link to KMZ file for maps](#)
- Safety camera signage
- Overt (marked) vehicles



- Operates in safety camera zones
- Payment based on hours (not detections)
- AGS issues notices and take prosecutions
- Notified to the public - [www.garda.ie/GoSafe.htm](http://www.garda.ie/GoSafe.htm)

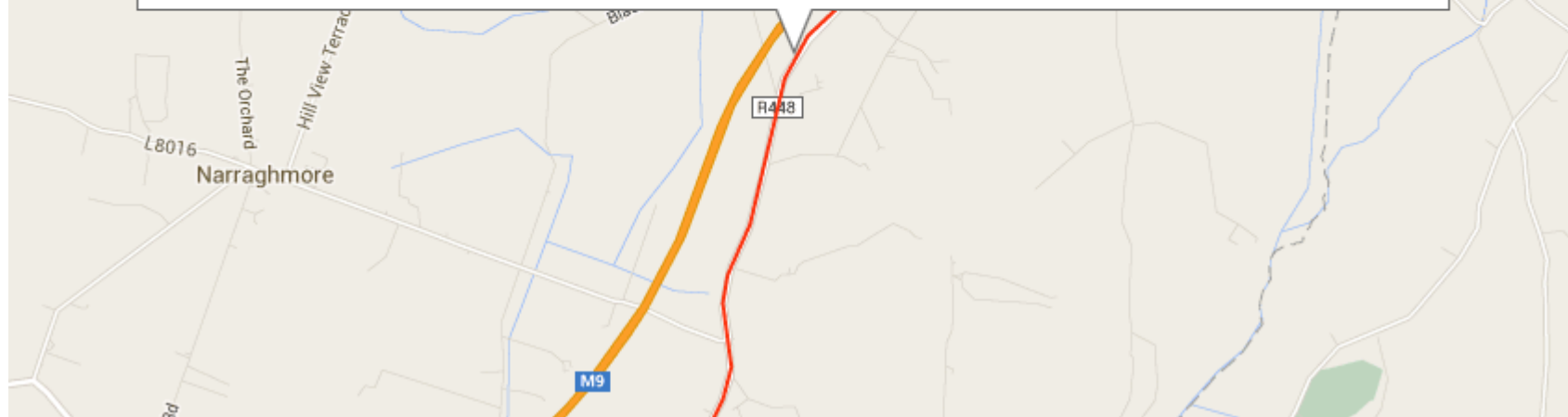


285

X

285

|                           |           |
|---------------------------|-----------|
| Length (metres)           | 7399      |
| Start Latitude            | 53.059559 |
| Start Longitude           | -6.772743 |
| End Latitude              | 52.998263 |
| End Longitude             | -6.80825  |
| RoadType                  | Regional  |
| Road                      | R448      |
| Fatal collisions          | 1         |
| Serious injury collisions | 4         |
| Minor injury collisions   | 20        |
| Total collisions          | 25        |



# Service Provider

Responsible for –

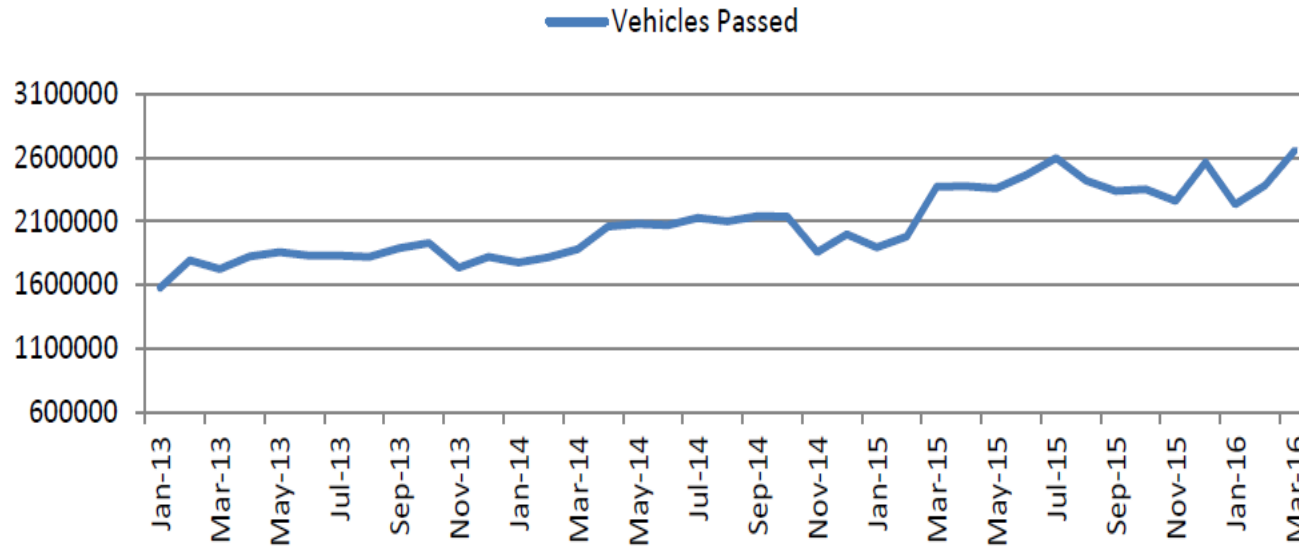
- Cameras, vans and operators
- Implementation of approved schedules
- Image validation / vehicle registration ID process
- Provision of data to AGS





# Speed Compliance

## Vehicles Passed



**March 2016**

Vehicles Checked  
2,660,219

Detections  
10,402



# Road Safety Outcome

| Year | Fatal collisions | In Zone | In Zone (%) |
|------|------------------|---------|-------------|
| 2005 | 360              | 118     | 33%         |
| 2006 | 321              | 98      | 31%         |
| 2007 | 309              | 95      | 31%         |
| 2008 | 254              | 70      | 28%         |
| 2009 | 220              | 58      | 26%         |
| 2010 | 185              | 33      | 18%         |
| 2011 | 172              | 31      | 18%         |
| 2012 | 152              | 26      | 17%         |
| 2013 | 181              | 31      | 17%         |
| 2014 | 181              | 28      | 16%         |
| 2015 | 159              | 21      | 14%         |



# ISA - Future of speed enforcement

Advisory, supportive and intervening ISA

- Future = Camera?
- GPS Tracking = GPS Enforcement?
- Satellite Navigation = Satellite Enforcement?
- Variable speed limits



# ISA - Enforcement of other offences

- GPS Tracking / Satellite Navigation – Motor Tax, Insurance, NCT
- Semi-Autonomous / Autonomous vehicle
  - Driver qualifications
  - Using mobile phone or laptop



# ISA – Collision Investigation

- Driver ultimately responsible
- Driver investigated
- ISA provider investigated (intervening ISA)?
- Legal access to ISA “Black Box”
- One ISA “Black Box” or many?





# ISA – Road Safety etc

- Incontrovertible evidence ISA saves lives
- Benefits outweigh the risks
- Risk driver moving between autonomous and non-autonomous cars
- Less actual driving experience
- Pedestrian behaviour – Poor habits and deliberate actions



# ISA – Road Safety etc

- Detecting tampering with ISA system – automated, roadside, NCT...
- Seatbelt / airbags – seat reclined
- Emergency vehicles
- Crime prevention and detection
- Terrorism





# Thank You

