

Provisional Review of Fatal Collisions

January to 31 December 2020

**Data is current as of 12pm on 21 January 2021
Note: All data for 2019 and 2020 are provisional and subject to change*

Overview



- As of 31 December 2020, there have been **137** fatal collisions, which have resulted in **148** fatalities on Irish roads.
- This represents **eight more** fatal collisions and **eight more** deaths **(+6%)** compared to provisional Garda data for 2019.

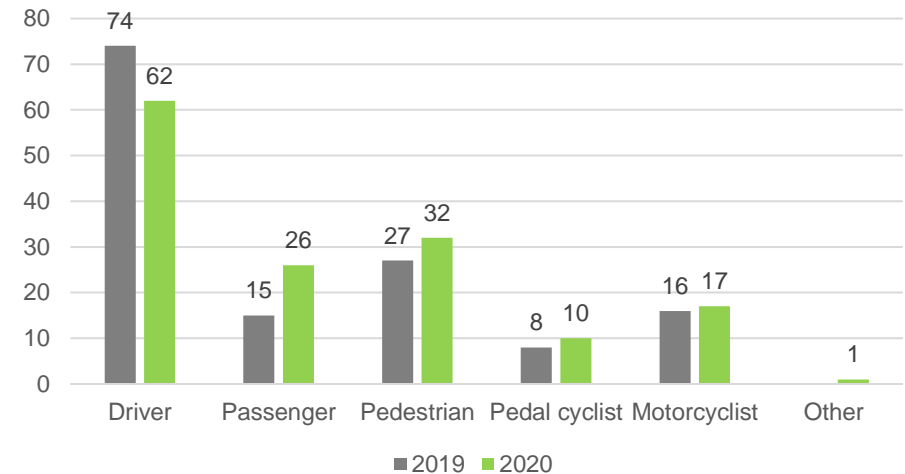


Note: All data for 2019 and 2020 are provisional and subject to change.



Road User Type

- **Driver** and **passenger** fatalities represent almost 6 in 10 fatalities (**59%**) in 2020.
- There has been an increase in the number of **passenger (+11)**, **pedestrian (+5)**, **cyclist (+2)**, **motorcyclist (+1)**, and **other (+1)**, fatalities in 2020 compared to 2019.
- A decrease in fatalities has been seen among **drivers (-12)**



Seatbelts: Of the 85 drivers and passengers killed in seatbelt-equipped motor vehicles in 2020, 43 (51%) were wearing a seatbelt at the time of the collision; 26% were not wearing a seatbelt; and for the remaining 20 fatalities, it was not yet known (24%).

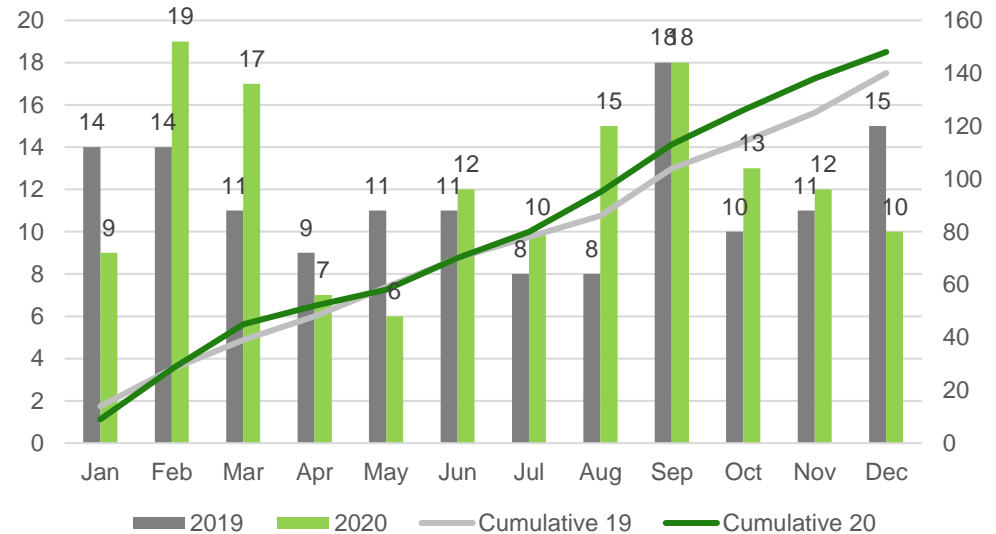


Note: All data for 2019 and 2020 are provisional and subject to change.

Month of Year



- **April (7)** and **May (6)** had the lowest number of fatalities in 2020.
- **February (19)** and **September (18)** had the highest number of fatalities.
- The average number of deaths per month in 2020 was **12.3 deaths per month**.

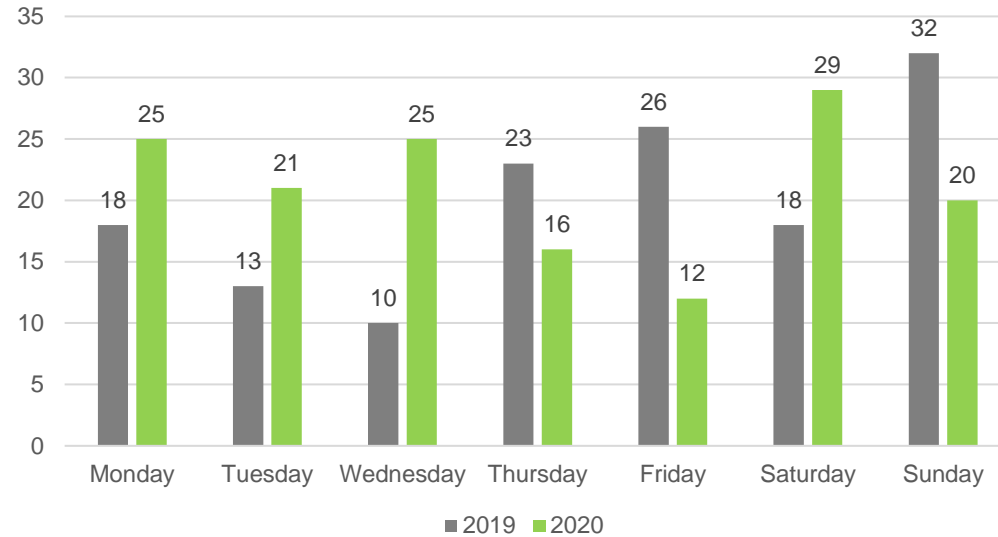


Note: All data for 2019 and 2020 are provisional and subject to change.

Day of the Week



- **Saturday (29)** was the most dangerous day in 2020, followed by **Monday (25)**, and **Wednesday (25)**.
- Over half of fatalities in 2020 occurred on **Monday, Wednesday, and Saturday (53%)**.
- **43%** of fatalities occurred between **12pm and 8pm**
- There were **25** fatalities between **midnight and 6am (17%)**.



Note: All data for 2019 and 2020 are provisional and subject to change.

Fatalities Summary 2020



**TO DATE
IN 2020**

there have been
**148 fatalities in
137 fatal
collisions**



**INCREASE
OF 6%**

in fatalities
compared to
2019
8 more fatal
collisions and **8
more** fatalities



**DEATHS HAVE
INCREASED**

among
Passengers: 26 (+11)
Pedestrians: 32 (+5)
Pedal cyclists: 10 (+2)
Other: 1 (+1) and
Motorcyclists: 17 (+1)

& deaths have
decreased among
Drivers: 62 (-12)



CORK and DUBLIN

had the highest
number of
fatalities for all
road users (**24
and 20
respectively**)



**FEBRUARY (19) and
SEPTEMBER (18)**

were the months
with the highest
number of fatalities

Note: All data for 2019 and 2020 are provisional and subject to change.

