
















Full Licences current at 31 December 2014 by Licence Category and County

COUNTY																TOTAL
	A	A1	A2	AM	B	BE	C	C1	C1E	CE	D	D1	D1E	DE	W	
CARLOW	3,133	3,432	1,369	22,401	32,989	10,659	2,352	4,291	3,466	1,516	1,101	1,450	1,143	956	31,781	122,039
CAVAN	2,875	3,162	1,323	27,081	40,189	14,113	3,254	7,584	6,298	2,043	1,598	2,180	1,643	1,266	38,673	153,282
CLARE	5,091	5,688	2,406	51,043	69,998	25,130	4,028	8,445	6,927	2,378	1,956	2,680	2,105	1,624	67,838	257,337
CORK	27,197	30,204	12,968	213,046	293,059	102,136	16,641	35,644	28,409	10,418	8,680	11,324	8,805	7,232	281,924	1,087,687
DONEGAL	7,653	8,317	3,288	64,823	90,010	34,173	6,818	15,804	13,274	4,255	3,650	4,531	3,399	2,634	87,099	349,728
DUBLIN	48,975	54,336	22,211	395,666	601,292	183,665	23,117	38,973	29,420	14,246	15,118	18,980	12,908	10,824	560,335	2,030,066
GALWAY	8,379	9,639	4,214	100,908	140,613	46,355	8,328	17,483	14,092	4,697	4,420	5,667	4,276	3,389	137,352	509,812
KERRY	6,699	7,720	3,131	63,332	85,632	31,760	5,161	12,294	10,324	3,077	2,988	3,948	2,988	2,179	85,283	326,516
KILDARE	8,738	9,648	3,897	82,241	112,631	35,184	7,026	14,018	11,427	4,291	3,624	5,256	3,835	3,030	110,405	415,251
KILKENNY	4,137	4,563	1,825	35,778	52,328	18,311	3,452	7,775	6,478	2,160	1,764	2,258	1,767	1,470	49,356	193,422
LAOIS	3,349	3,560	1,578	27,656	39,920	13,731	3,075	6,322	5,151	1,891	1,443	1,946	1,465	1,204	38,707	150,998
LEITRIM	1,567	1,732	774	13,532	19,052	7,778	1,516	4,110	3,491	955	779	986	751	621	18,301	75,945
LIMERICK	8,178	8,989	3,952	72,747	106,174	35,632	6,308	13,414	11,020	3,928	3,194	4,150	3,275	2,637	99,285	382,883
LONGFORD	1,337	1,450	624	14,164	21,388	7,636	1,742	3,985	3,374	1,092	837	1,115	829	664	20,605	80,842
LOUTH	4,414	4,775	2,177	38,356	62,628	19,847	4,082	7,614	6,009	2,483	2,191	2,984	2,091	1,623	55,834	217,108
MAYO	5,726	6,299	2,875	55,012	76,523	28,068	5,635	14,479	12,085	3,571	3,142	3,996	3,242	2,580	74,154	297,387
MEATH	7,769	8,534	3,518	72,051	101,596	31,819	6,466	13,439	10,944	3,934	3,599	4,687	3,419	2,693	98,600	373,068
MONAGHAN	3,086	3,278	1,399	24,909	35,906	13,711	3,638	7,234	6,189	2,566	1,807	2,215	1,809	1,529	34,954	144,230
OFFALY	3,040	3,353	1,417	28,975	41,721	13,996	3,184	7,123	5,898	1,945	1,484	2,024	1,552	1,237	40,444	157,393
ROSCOMMON	2,567	2,787	1,298	27,613	37,966	14,837	3,045	6,650	5,607	1,879	1,439	1,979	1,540	1,218	36,815	147,240
SLIGO	3,329	3,686	1,505	27,352	38,409	14,678	2,632	5,346	4,463	1,712	1,449	1,782	1,388	1,133	36,647	145,511
TIPPERARY	7,508	8,130	3,724	64,049	91,223	33,798	6,437	15,781	13,346	4,119	3,329	4,392	3,537	2,829	88,090	350,292
WATERFORD	5,093	5,631	2,392	43,432	63,456	21,030	3,024	7,501	6,264	1,821	1,611	2,208	1,678	1,315	59,844	226,300
WESTMEATH	3,271	3,611	1,612	33,150	47,827	16,334	3,378	6,533	5,305	2,076	1,803	2,418	1,810	1,465	46,148	176,741
WEXFORD	6,956	7,630	3,274	59,165	83,180	28,708	5,498	11,098	9,124	3,433	2,555	3,403	2,638	2,142	79,827	308,631
WICKLOW	7,071	7,731	3,146	54,174	77,620	26,181	3,796	7,445	5,777	2,196	2,059	2,790	2,020	1,628	73,974	277,608
TOTAL	197,138	217,885	91,897	1,712,656	2,463,330	829,270	143,633	300,385	244,162	88,682	77,620	101,349	75,913	61,122	2,352,275	8,957,317

NOTES

- The figures above represent the combined number of licence categories on all current full licence. An individual licence may have several categories eg car, truck, motorcycle etc.
- Total number of current Full licences on the 31 December 2014 is 2,474,786